



# Nearly a decade of take-home naloxone in Norway: what have we found?



Desiree Eide, PhD  
Researcher at SERAF  
ThINC-3  
September 1, 2023



# Take-home naloxone in Norway

Overdose prevention strategy

Pilot launch

Expansion

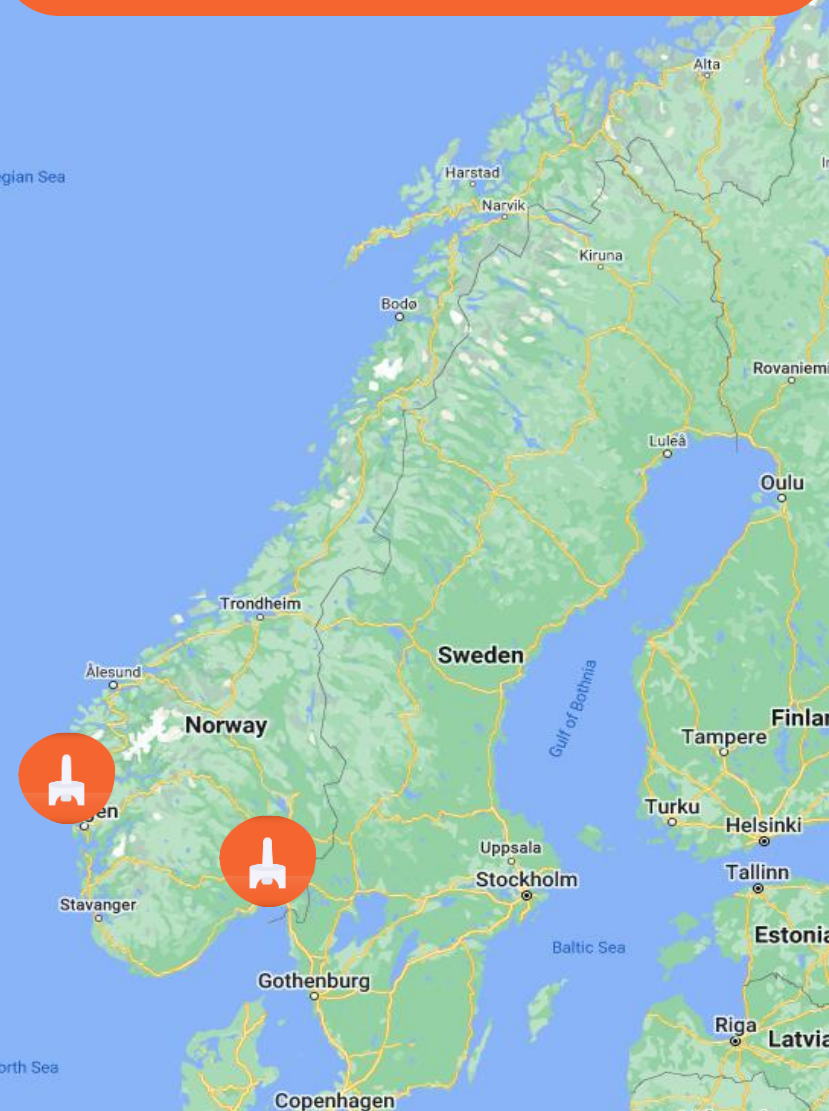
Advocacy efforts and political decisions

SERAF develop, implement, and evaluate

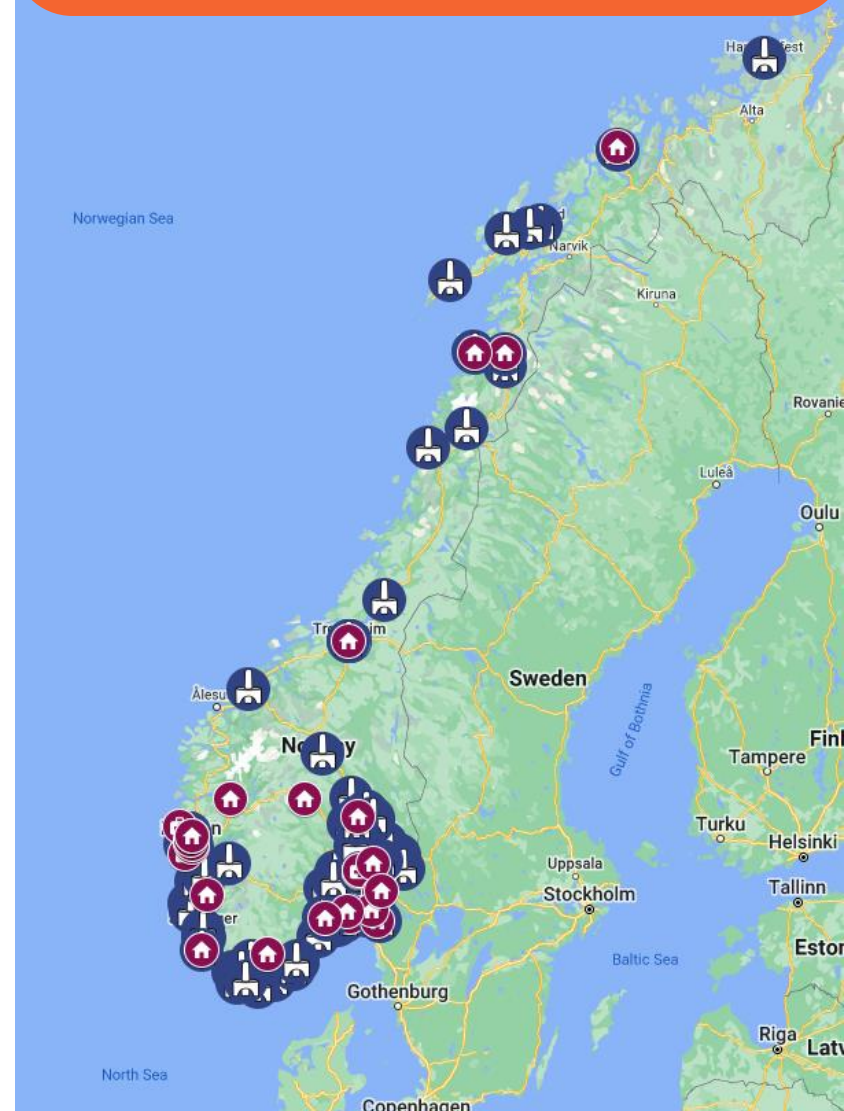
Evaluation



# How it started:





# How it's going:







# Staff distributing THN







# Trained in-person<sup>1</sup> or E-learning<sup>2</sup>



Trained in-person<sup>1</sup> or E-learning<sup>2</sup>

5000+ total staff trained<sup>2</sup>






Trained in-person<sup>1</sup> or E-learning<sup>2</sup>

5000+ total staff trained<sup>2</sup>

Knowledge gained for all items<sup>2</sup>



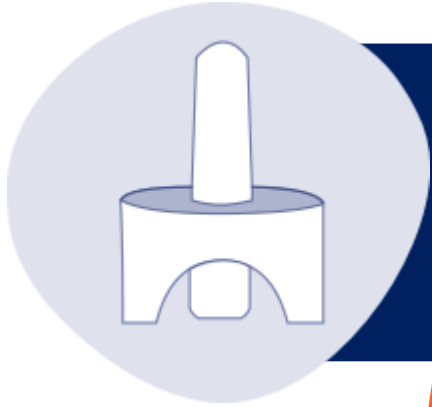


Trained in-person<sup>1</sup> or E-learning<sup>2</sup>

5000+ total staff trained<sup>2</sup>

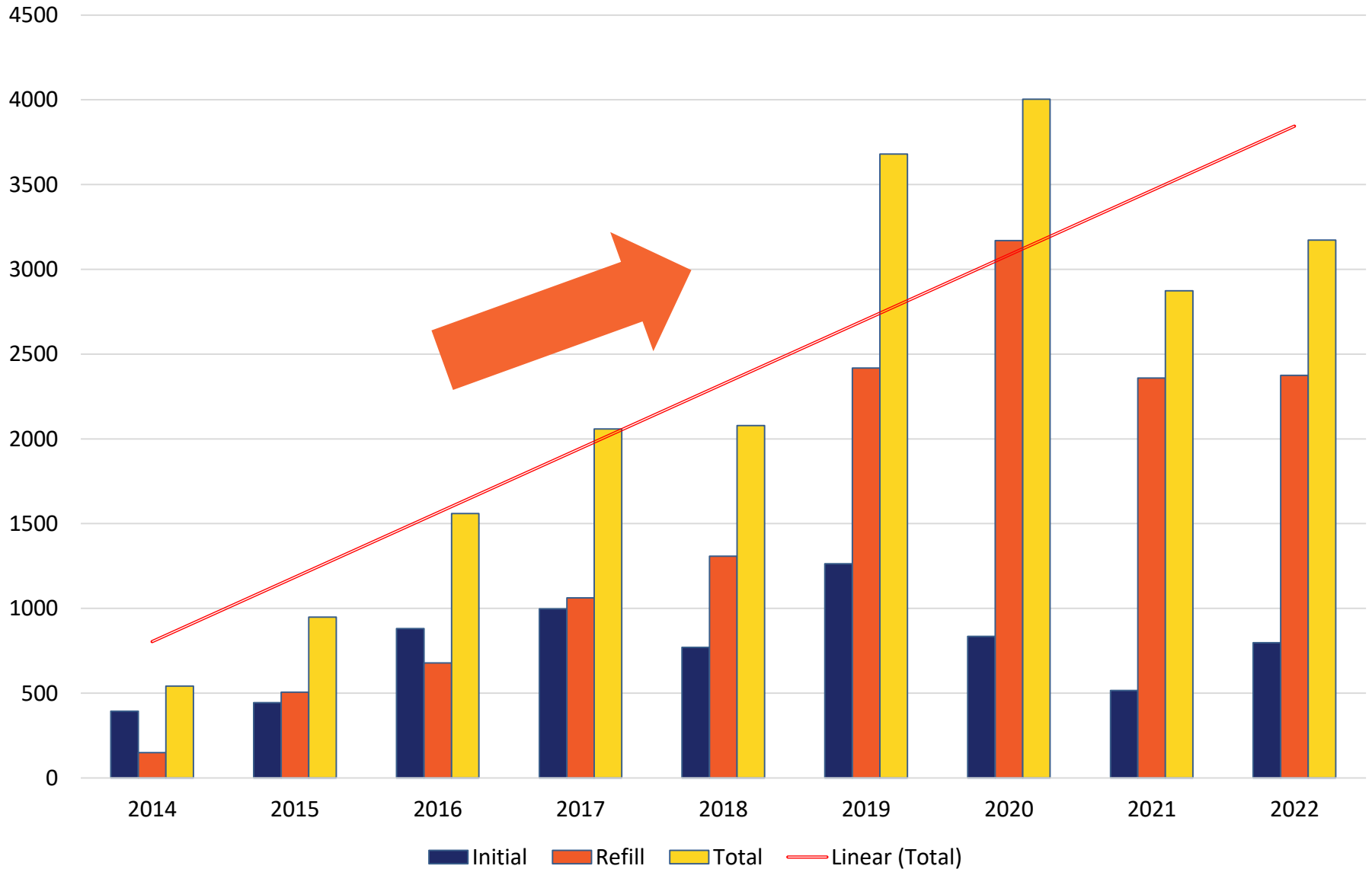
Knowledge gained for all items<sup>2</sup>

At 1 month, 15% distributed<sup>2</sup>



# Naloxone distribution

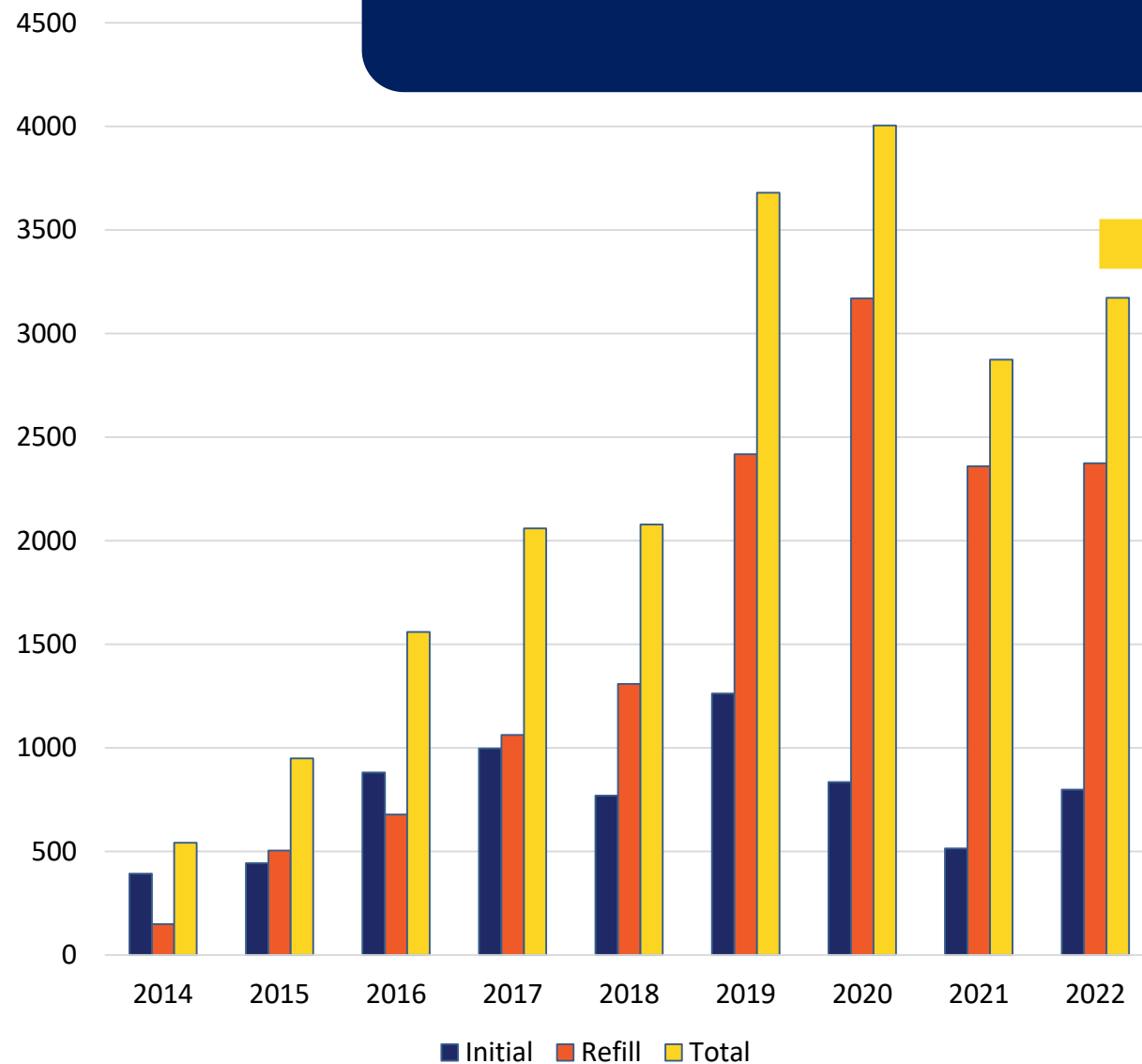
# Naloxone distribution 2014-2022



# Naloxone distribution 2014-2022



## Total distribution



**21,000 kits  
distributed**

**35,000 kits  
ordered**

Who received  
naloxone training?



An illustration featuring a group of stylized human figures in shades of orange, blue, and yellow. A dark blue rounded rectangular callout box is positioned on the right side of the image, containing white text. The background is a large orange shape that curves around the bottom and right sides of the illustration.

78% history of opioid use<sup>1</sup>

<sup>1</sup>Ericson, Eide, Lobmaier, & Clausen, Drug and Alcohol Dependence, 2022.



78% history of opioid use<sup>1</sup>

### Risk factors<sup>1</sup>:

- Using alone
- 70% mixed with benzodiazepines
- 65% reported injecting





78% history of opioid use<sup>1</sup>

- 76% had an OD
  - 20% more than 20
- 82% had witnessed an OD
  - 30% more than 20

### Risk factors<sup>1</sup>:

- Using alone
- 70% mixed with benzodiazepines
- 65% reported injecting

# Naloxone use





Over 14000 refills  
from 2014-2022



Over 14000 refills  
from 2014-2022

Naloxone est.  
used 4500+ times



Over 14000 refills  
from 2014-2022

Naloxone est.  
used 4500+ times

Rescue rate of  
20-25 per 100  
kits distributed



Over 14000 refills  
from 2014-2022

Naloxone est.  
used 4500+ times

94% rescued  
-1% died, 5% missing

Rescue rate of  
20-25 per 100  
kits distributed

# Mortality among THN participants



2200 participants are part  
of the follow-up study





2200 participants are part  
of the follow-up study

8% died (n=171)



<sup>1</sup>Unpublished data.

2200 participants are part  
of the follow-up study

8% died (n=171)

49% due to OD  
27% external causes  
19% internal causes  
5% other

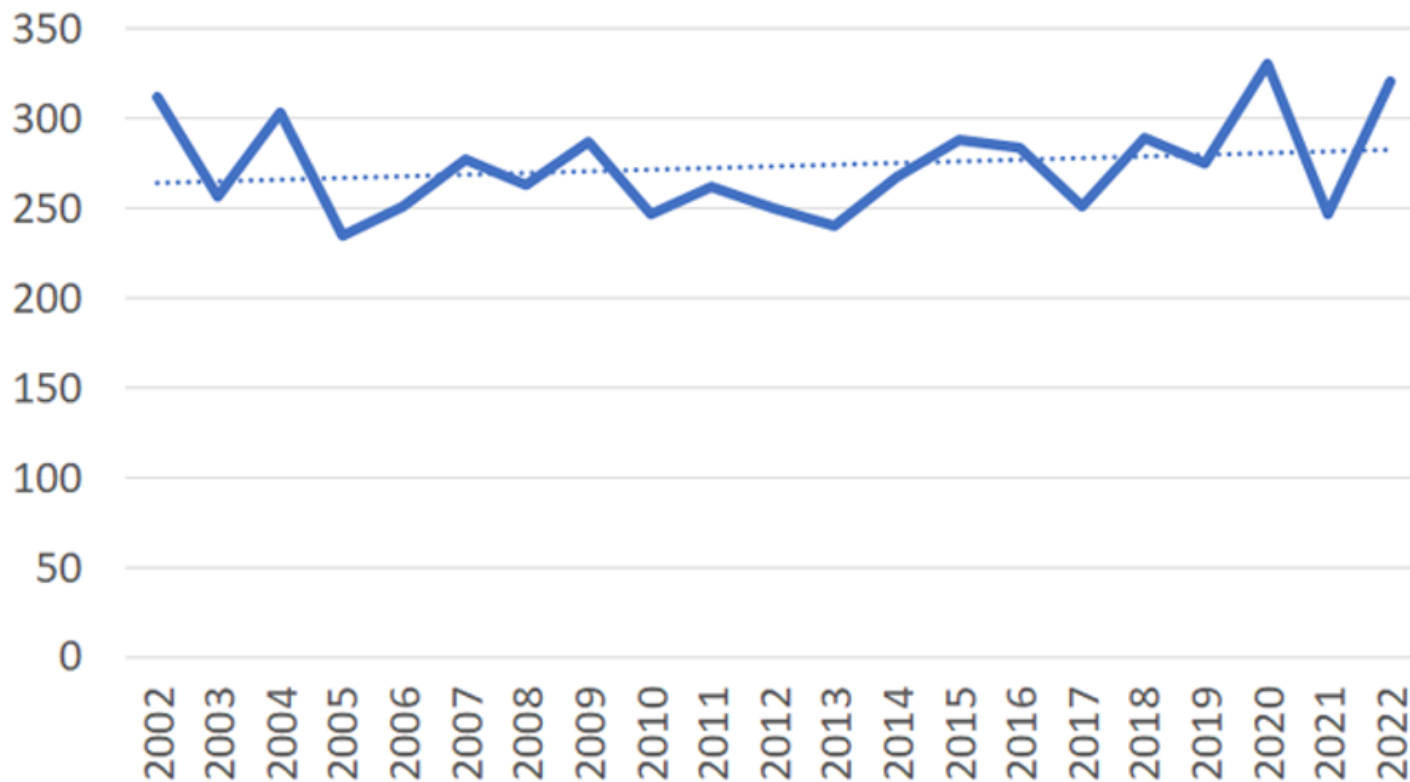


Is there an effect?

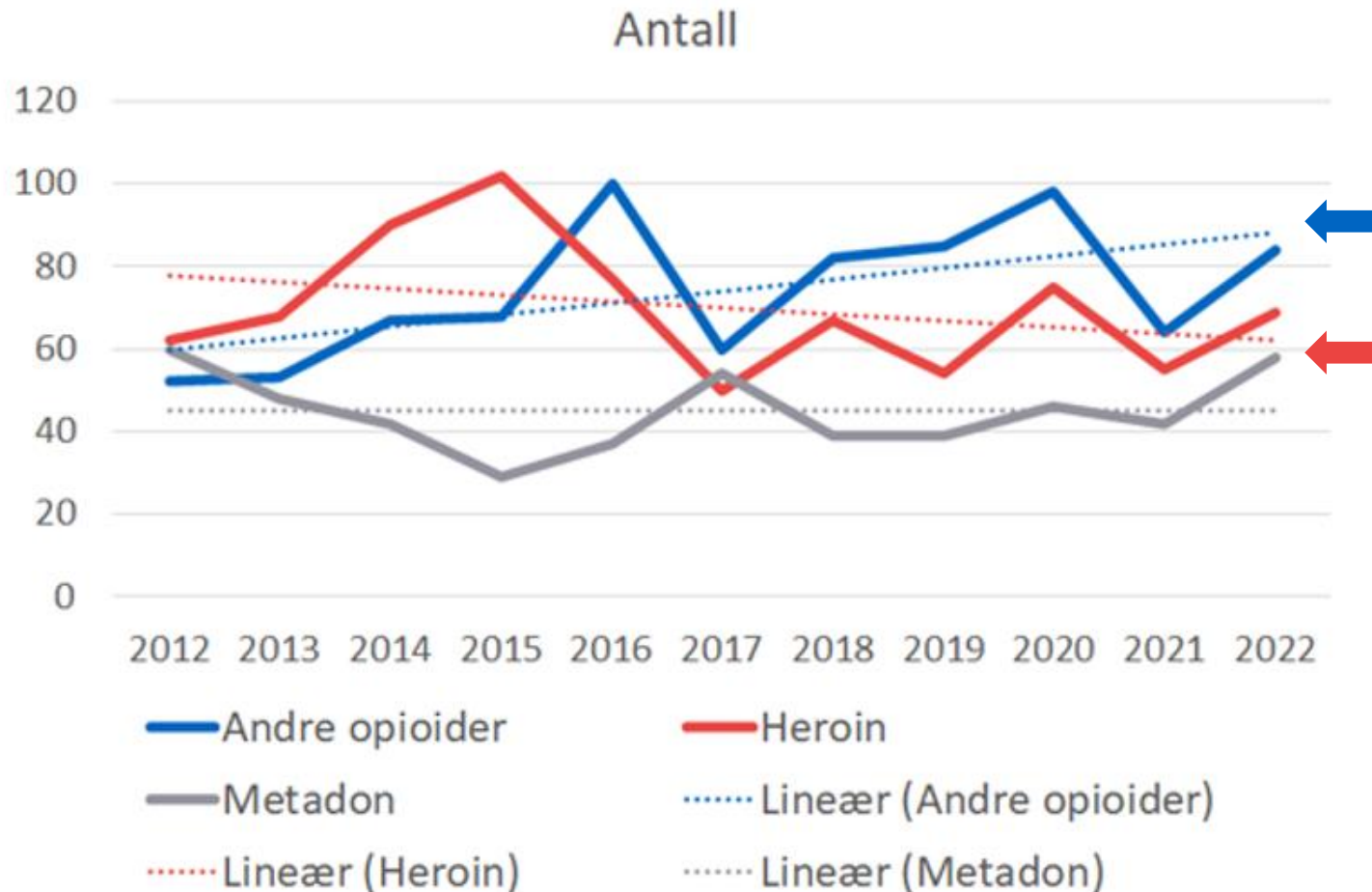


# Stabile trend past 20 years

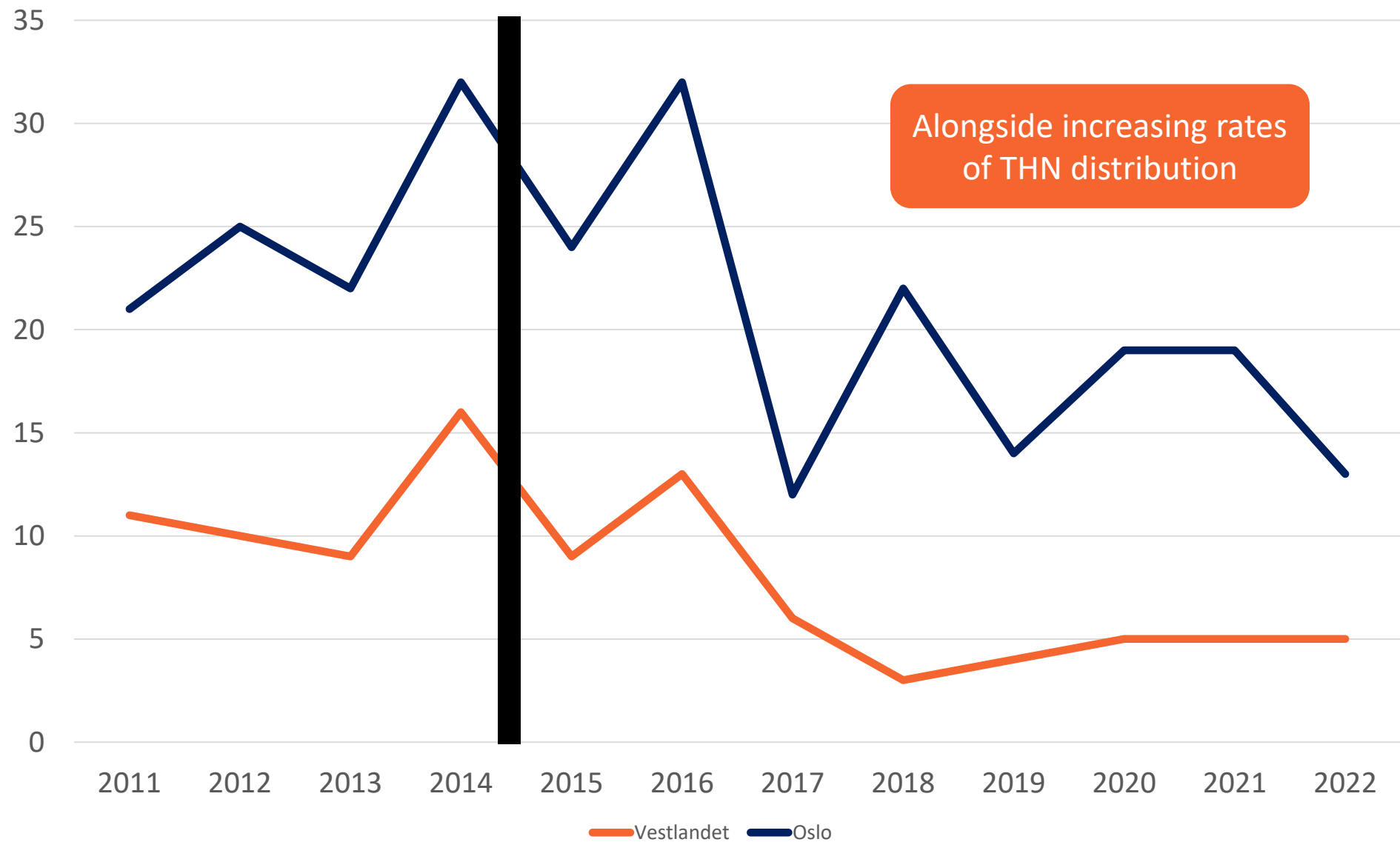
*Figur 1. Antall narkotikautløste dødsfall i perioden  
2002 – 2022. Norge*



Figur 6. Andre opioider, heroin og metadon som dødsårsak 2012-2022. Narkotikautløste dødsfall.



# Unintentional heroin deaths





THN available in all counties in Norway

5000+ staff trained

21,000+ sprays distributed

Two-thirds were refills



Most report survival

Individual- and program-level indications of reaching at-risk group

Epidemiological focus on associations between THN distribution and ODs

Outreach to new groups



# Acknowledgements

## Coordinators

Åse Merete Solheim

Turi Traaen

Kjetil Karlsen

Inge Løvstad

## SERAF

Øystein Bruun Ericson

Philipp Lobmaier

Thomas Clausen

**All of the staff and clients  
involved with the project!**



